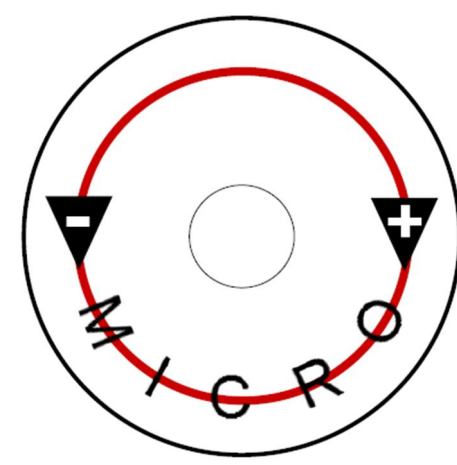
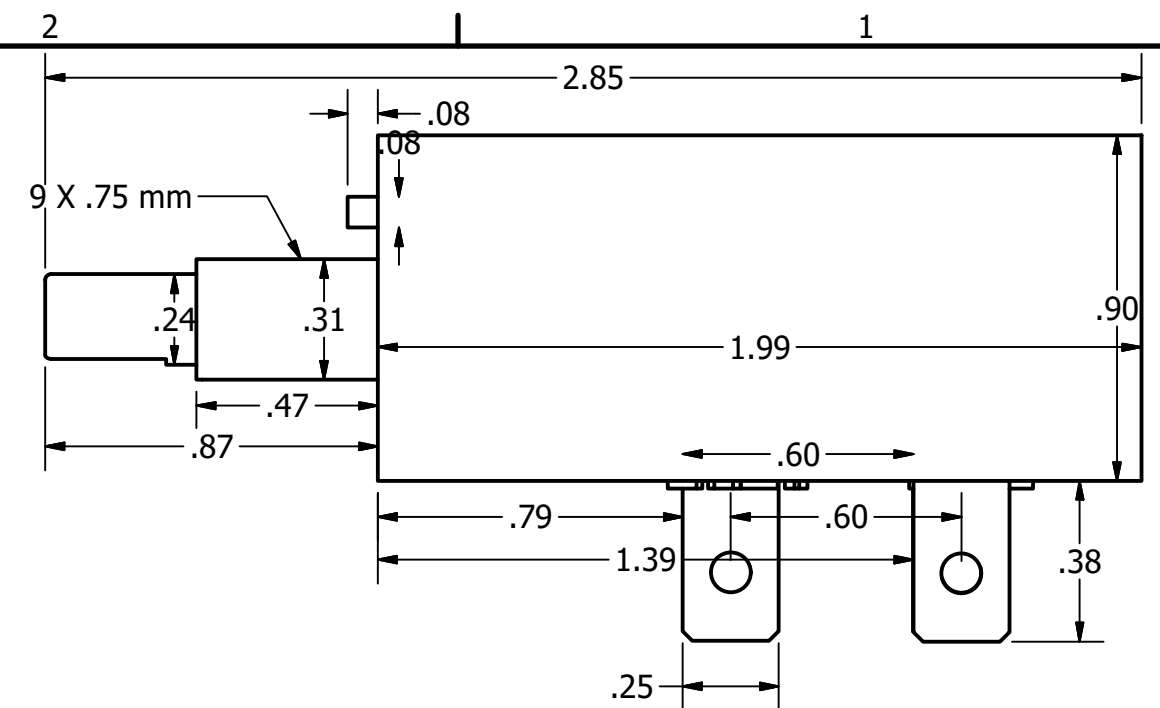
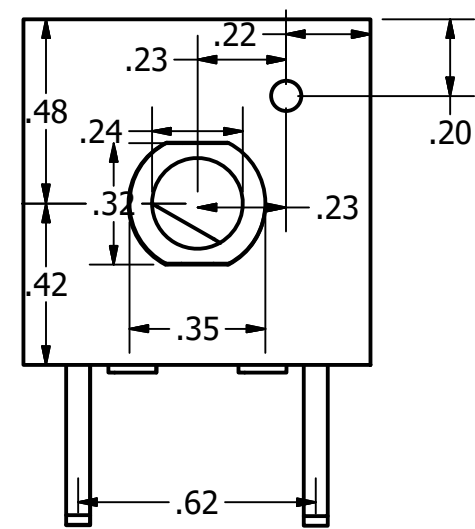




~1.5 inches

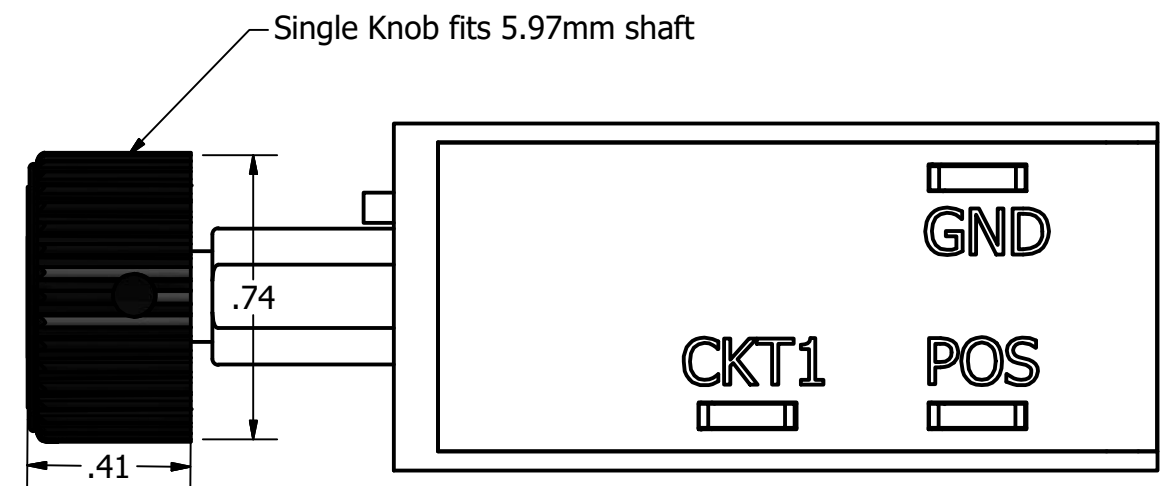
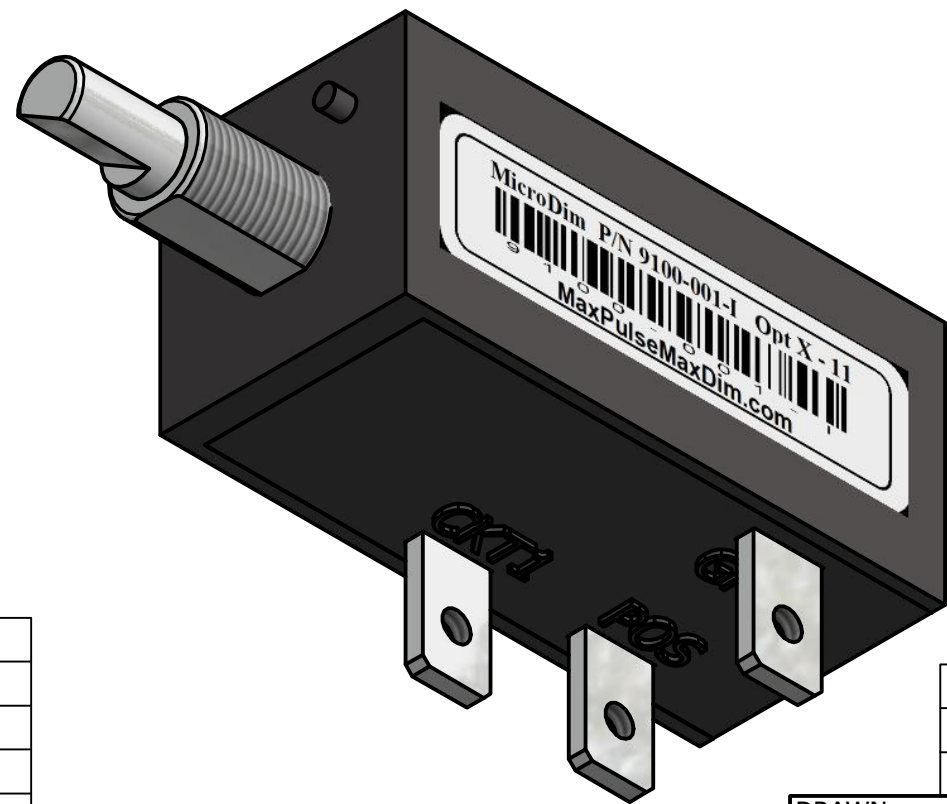


~1.5 inches



PARTS LIST

1	Single MicroDim with ring lugs
1	Installation instructions optional
1	3M VHB double sided mounting tape optional
3	Placards black, clear + cover optional
1	Installation drill template optional
1	Knob with set screw P/N 4500-000
3	Color coded terminals
3	6-32 screws (3), lock washers (3) for terminals
2	Allen Wrenches for Knob and Terminals
1	9mm .75 washer (1), lock washer (1), nut (1)



SPECIFICATIONS

Part Number	9100-001-I
Option (X)	Enter option here
DO-160G	SEC. 21:RFE (EMI)
Voltage Range	5 to 35 VDC
Maximum Current	10 A per Channel
Output Channels	1
Enclosure Material	PA-765B meets UL94 V-2, V-0 5VB, 5VA Flame Rating
Pot Rotation	300 degrees +/- 7%
Weight	1 ounce (28g)
Warranty	One Year Limited
Storage Temperature	-40C to +100C
Operating Temperature	-10C to +70C
Internal Temp	+25 C at 10 A

DIMENSIONAL TOLERANCES

Fractions	Decimals	Angles
+/- 1/32	.XX +/- .08	+/- 1 degree
	.XXX +/- .010	
	X +/- .1	

REVISION HISTORY

ZONE	REV	DESCRIPTION	DATE	APPROVED
All	A	Move to injection molding	11/4/2018	JB

DRAWN	10/17/2018
JB	
CHECKED	11/5/2018
JC	
QA	
MFG	11/4/2018
JB	
APPROVED	11/4/2018
JB	

Seaton Engineering

TITLE: Single Channel MicroDim w/11mm bushing

SIZE: B DWG NO: 9100-001-I-(X)-11 REV: A

SCALE: 2 : 1 SHEET 1 OF 1