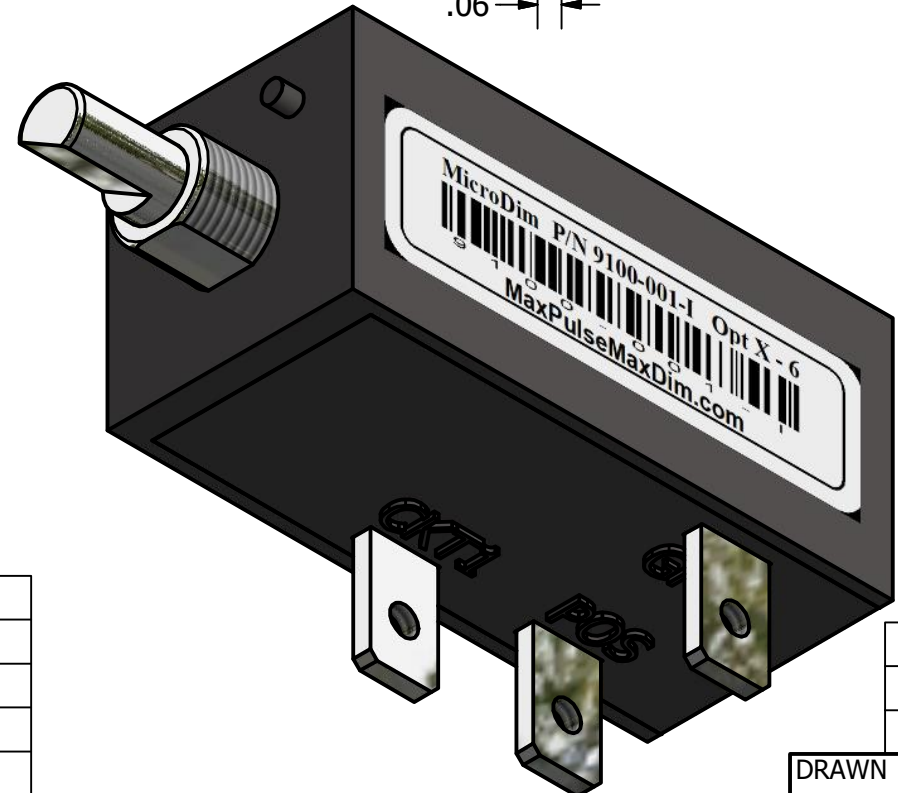


~1.5 inch dia

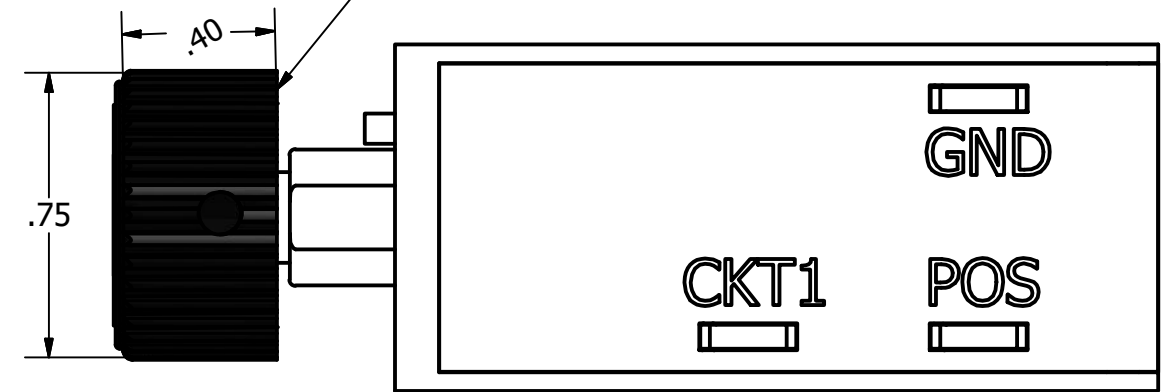
~1.5 inch dia

PARTS LIST

1	Single MicroDim with ring lugs
1	Installation instructions optional
1	3M VHB double sided mounting tape optional
3	Placards black, clear + cover optional
1	Installation drill template optional
1	Knob with set screw
3	Color coded terminals
3	6-32 screws (3), lock washers (3) for terminals
2	Allen Wrenches for Knob and Terminals
1	9mm .75 washer (1), lock washer (1), nut (1)



Single knob fits 5.97mm shaft



SPECIFICATIONS

Part Number	9100-001-I
Option (X)	Enter option here
DO-160G	SEC. 21:RFE (EMI)
Voltage Range	5 to 35 VDC
Maximum Current	10 A per Channel
Output Channels	1
Enclosure Material	PA-765B meets UL94 V-2, V0 5VB, 5VA Flame Rating
Pot Rotation	300 degrees +/- 7%
Weight	1 ounce (28g)
Warranty	One Year Limited
Storage Temperature	-40C to +100C
Working Temperture	-10C to 70C
Internal Temp	+25 C at 10 A


DIMENSIONAL TOLERANCES

Fractions	Decimals	Angles
+/- 1/32	.XX +/- .08	+/- 1 degree
	.XXX +/- .010	
	X +/- .1	

REVISION HISTORY

ZONE	REV	DESCRIPTION	DATE	APPROVED
All	A	Move to injection molding	11/3/2018	JB

DRAWN	9/19/2018
JB	
CHECKED	11/5/2018
JC	
QA	
MFG	10/28/2018
JB	
APPROVED	10/28/2018
JB	

 **Seaton Engineering**

TITLE: **Single Channel MicroDim w/6mm bushing**

SIZE: **B** DWG NO: **9100-001-I-(X)-6** REV: **A**

SCALE: **2 : 1** SHEET **1** OF **1**